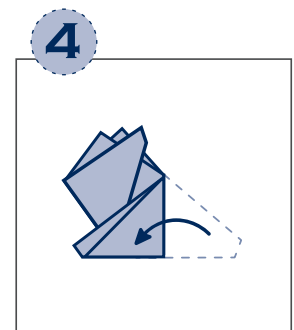
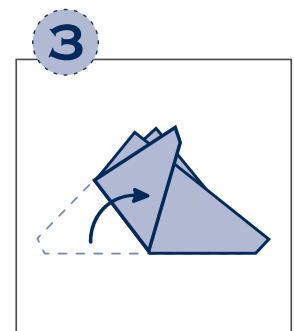
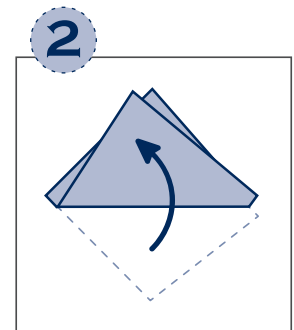
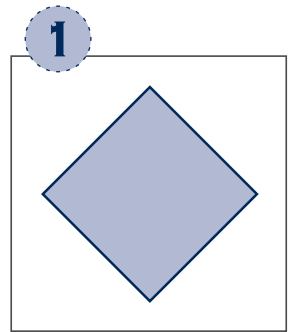


HOW TO FOLD A POCKET SQUARE

THREE CORNERS UP



Folding a pocket square with two corners up gives the fabric more hold. This fold is therefore better suited for silk pocket squares than the “One corner up” method. In fact, of all the corners up folding methods, this pocket square fold is the best for hankies made from silk, since the square and flat bottom holds well in the pocket and prevents the hanky from slipping. The clean and classy look of the two corners up fold looks great for formal black tie attire: tuxedo, black bow tie, and white pocket square.