
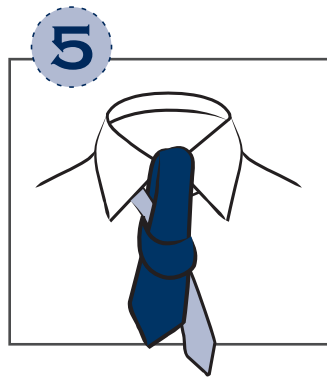
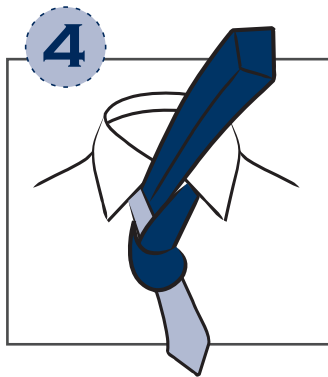

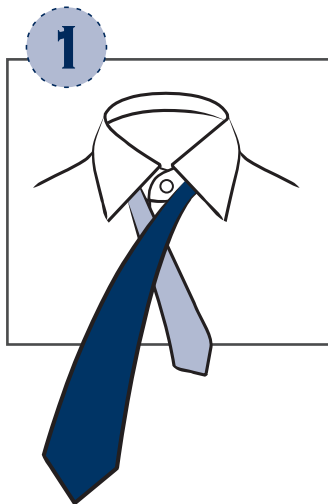


HOW TO TIE A

FOUR IN HAND



1. Start with the broad end about 12 inches below the narrow end. Cross the broad end over the narrow end.
2. Turn the broad end back underneath the narrow end.
3. Bring the broad end back over in front of the narrow end again.
4. Then pull the broad end up and through the loop around your neck.
5. Hold the front knot loosely and bring the wide end down through the front loop.
6. Finally, tighten the knot carefully to the collar by holding the narrow end and sliding the knot up.